


DECORATIVE BLIND COVERS

*Brochure*



COV-A  
BLIND

*Byron & Byron*

# About COV-A -BLIND



The best ideas are often the simplest and Cov-A-Blind couldn't be simpler. Transform Any Blind In Minutes. An elegant colour-matched pelmet will conceal the blinds unattractive working mechanism and block out all daylight that streams through the top of the blind. Ready for any model: Roller, Vertical and Roman.

YOU KNEW YOU  
NEEDED IT...  
YOU JUST DIDN'T  
KNOW WHERE TO  
FIND IT!

No screws are needed to fix the brackets to any new or existing blind. Simply release the retaining screws which hold the existing brackets, slide the Cov-A-Blind™ brackets into place and retighten the retaining screws. The Cov-A-Blind™ pelmet can then be placed into position, held securely by two magnetic plates.

The unsightly roller mechanism now invisible and unwanted early morning light banished. Cov-A-Blind™ can transform any make or model of roller, Roman, or vertical blind. It can also be retro-fitted to any blind already in situ. Minimal fixtures are needed and these along with simple instructions are supplied with Cov-A-Blind™. A range of colours and wood finishes can be chosen and a Cov-A-Blind™ pelmet, which is available in three different depths, can easily be customised simply by painting it to match the colour of an existing blind or a room's colour scheme. Cov-A-Blind™ can also be adapted to suit any type of window.

The  
finishing  
touch to  
any blind

Blindingly Simple  
No screws are  
needed to fix the  
brackets to any new  
or existing blind.

## *Our* PROCESS



### 1 Release existing roller blinds brackets

Simply release the retaining screws which hold the existing brackets.



### 2 Insert the Brackets

Slide the Cov-A-Blind brackets into place.



### 3 Tighten Up


Retighten the retaining screws.



### 4 Cover your Blind

The Cov-A-Blind pelmet can then be placed into position, held securely by two magnetic plates. The unsightly roller mechanism now invisible and unwanted early morning light banished.

# Bespoke finishes available



Pampas

Graphite

Slate Grey

Dove Grey




Calico

Bleached Wood

Matt White

New White



Standard Oak

Burnished Silver

Burnished Gold

White Repaintable



# COV-A BLIND


*Let's get in touch*

 [www.cov-a-blind.com](http://www.cov-a-blind.com)

 [sales@cov-a-blind.com](mailto:sales@cov-a-blind.com)

 0208 344 7979



 16 Lockfield Ave,  
London, EN3 7PX

# COV-A BLIND

*Byron & Byron*



## Price List